

Water Weekly

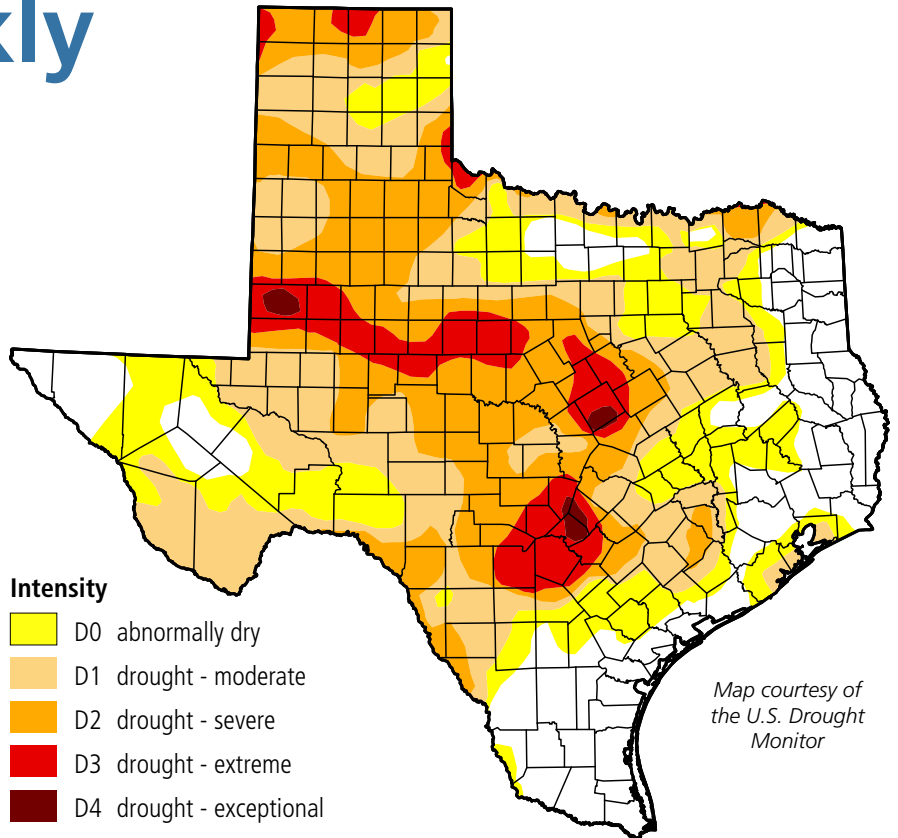
For the week of 09/26/22

Water conditions

This week's drought map, for conditions as of September 20, is the first in eight weeks to show an increase in the area of the state in drought. As conditions in our state are forecast to be drier and warmer than normal, we can expect additional increases in coming weeks.

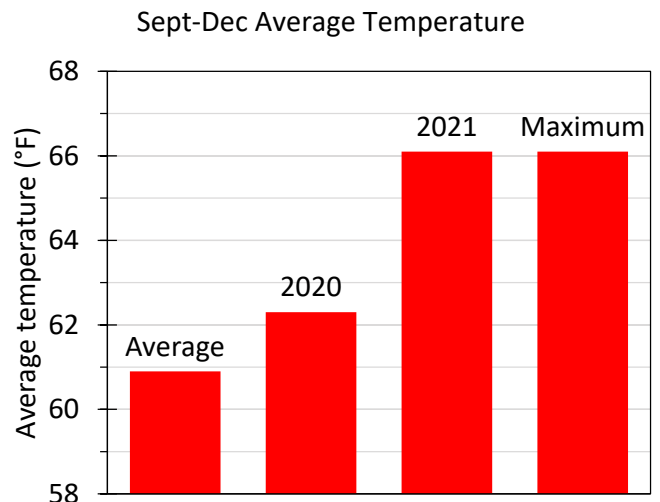
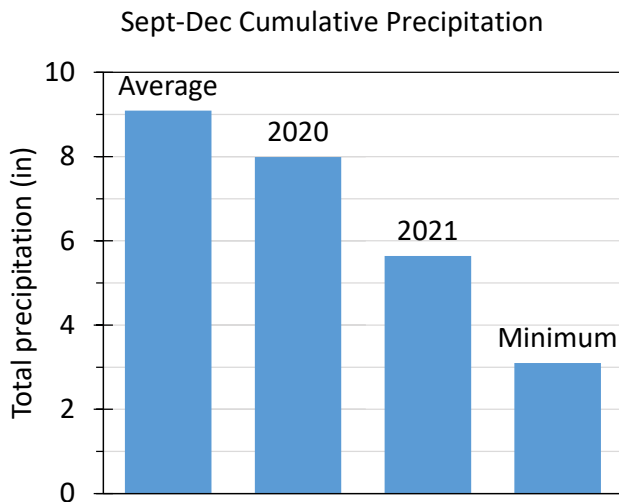
Drought conditions

- ◆ 60% now
- ◆ 59% a week ago
- ◆ 81% three months ago
- ◆ 6% a year ago



September—December precipitation and temperature

The National Weather Service forecasts a third consecutive fall and winter with La Niña conditions. What could this mean for Texas? Something similar to what we saw in 2020 and 2021: drier and warmer than normal conditions for this time of year.



Data courtesy of NOAA

Written by Dr. Mark Wentzel — Dr. Mark Wentzel is a hydrologist in the TWDB's Office of Water Science and Conservation.

Bryan McMath, Governmental Relations | bryan.mcmath@twdb.texas.gov | 512-463-7850
Media Relations | MediaRelations@twdb.texas.gov | 512-463-5129