

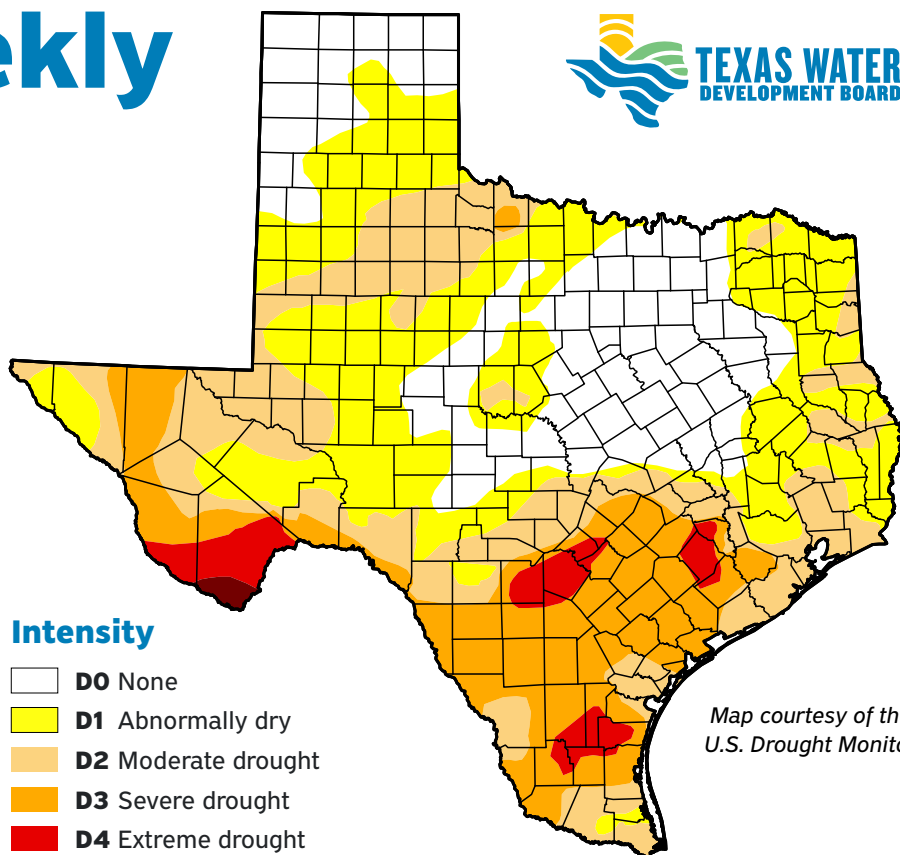
Water Weekly

For the week of 12/08/25



Water conditions

The latest drought map for conditions as of December 2 shows a second consecutive week of drought contraction, the first time that drought has contracted in consecutive weeks since late August 2025. The area of the state impacted by drought has reached its lowest value since October 2025.



Drought conditions

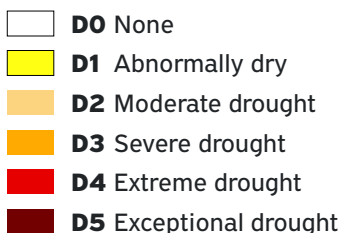
45% now

54% a week ago

20% three months ago

50% a year ago

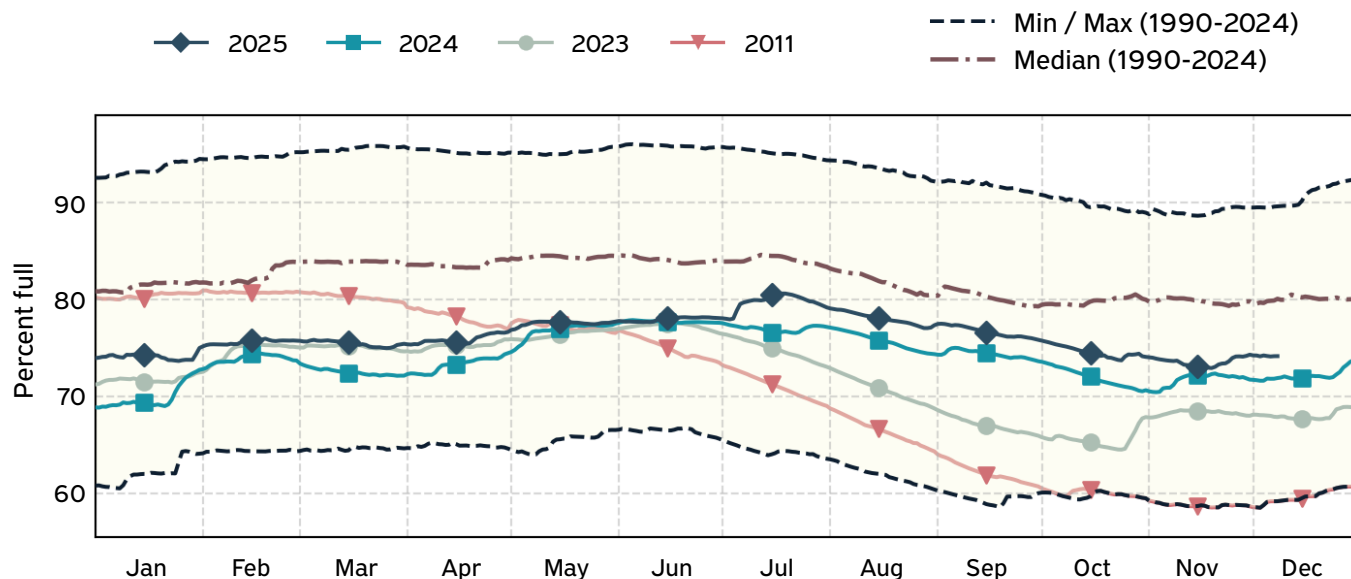
Intensity



Map courtesy of the U.S. Drought Monitor

Statewide water storage

In 2025, statewide water supply storage has declined from an annual peak value of 80.6 percent of capacity on July 18 to an annual low of 72.9 percent on November 19. Storage has recently climbed to 74.1 percent, which is still 6 percentage points lower than normal for this time of year.



TWDB chart

By Dr. Mark Wentzel, Hydrologist, Office of Water Science and Conservation

Jonathan Mathers, Government Relations | Jonathan.Mathers@twdb.texas.gov | 512-463-7848

Media Relations | MediaRelations@twdb.texas.gov | 512-463-5129

www.twdb.texas.gov

